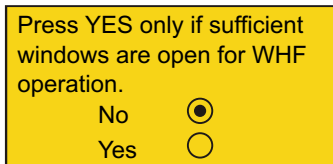




# WiFi Whole House Fan Control Timer or Temperature Control Model iM3

The WiFi whole house fan control enables the homeowner to reliably monitor and control their whole house fan using their smart phone, tablet or PC. Homeowner selects either timer control or if, an indoor temperature sensor is installed, temperature control. Temperature control improves comfort and energy efficiency by never overcooling the home and only running the fan when needed.

The homeowner uses the app to start or stop the WHF, set or adjust the 1 to 12-hour timer, set their comfort temperature and set the fan speed. When starting the WHF, the homeowner is prompted to confirm that sufficient windows are open for WHF operation.



The WHF will start only if the homeowner confirms Yes - windows are open.

- Control WHF from any smart phone, tablet or PC.
- Use the built-in 1 to 12-hour timer to control the WHF. Or, install the indoor temperature sensor to control the WHF using temperature to improve comfort and energy efficiency.
- WHF will not start unless homeowner acknowledges sufficient windows are open.
- Terminate WHF operation from a smart phone.
- Change the WHF speed from a smart phone.
- Adjust the timer setting from a smart phone.
- Monitor the attic temperature from a smart phone,
- Install the outdoor temperature sensor and delay WHF operation until the outdoor temperature is below the limit set.
- Plug&play connection to the FC3JU using the cable provided.



## Compatible Whole House Fans

1, 2 or 3-speed PSC or ECM fans.

## WHF Control

1 to 12-hour built-in timer or temperature control.

## Optional Indoor Temperature Sensor

Installed in bedroom area. Enables temperature control of the WHF.

## Optional Outdoor Temperature Sensor

Delays WHF operation when the outdoor temperature is above the limit set.

## Smart Phone App Display

Displays WHF On or Off, speed, timer status, attic temperature, optional indoor temperature and comfort temperature, optional outdoor temperature and temperature limit.

## Smart Phone App Control

Start or stop the WHF, adjust the timer, change the speed, change the comfort setting, change the outdoor temperature limit and change the timer setting.

## Power

Powered by FC3JU Relay control.

## Mechanical

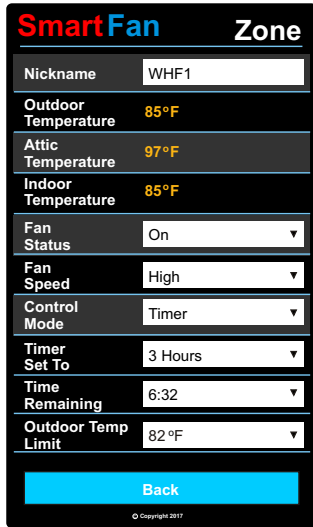
3.05 x 2.30 x 1.00 inches. Mounts using screws or double backed foam adhesive.



Visit the “eControls WHF Channel” for Dealer, Installation and Homeowner videos.



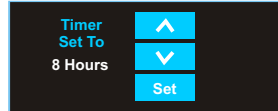
## App Display



A name can be assigned to the WHF

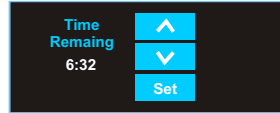
Select either Timer or Temperature Control, if an indoor temperature sensor is installed.

## Setting the WHF Timer



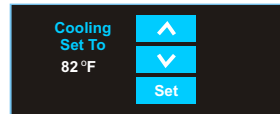
Press Up or Down to select the WHF Timer from 1 to 12 hours.

## Change WHF Timer during a Timer Cycle



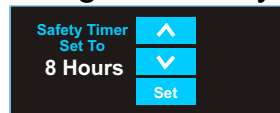
Press Up or Down to change the WHF Timer hours.

## Setting the Cooling Set To Temperature




Press Up or Down to change the cooling temperature. *Displayed only if Temperature Control is selected.*

## Setting the Safety Timer



The Safety Timer turns the fan in case the homeowner forgets. Press Up or Down to change the number of hours. *Displayed only if Temperature Control is selected.*

## Select Timer or Temperature Control



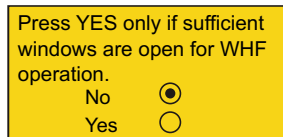
Select Timer or Temperature Control. Displayed only if indoor temperature sensor is installed.

## Starting the WHF

When Fan Status is pressed, the following is displayed:

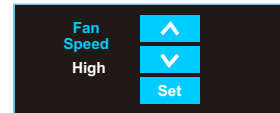


Select either On or Off. If On is selected, the following message is displayed:



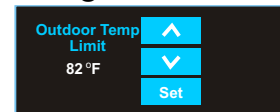
Select YES to confirm windows are open and turn the WHF On. If No is selected, the WHF will remain Off.

## Changing the WHF Speed

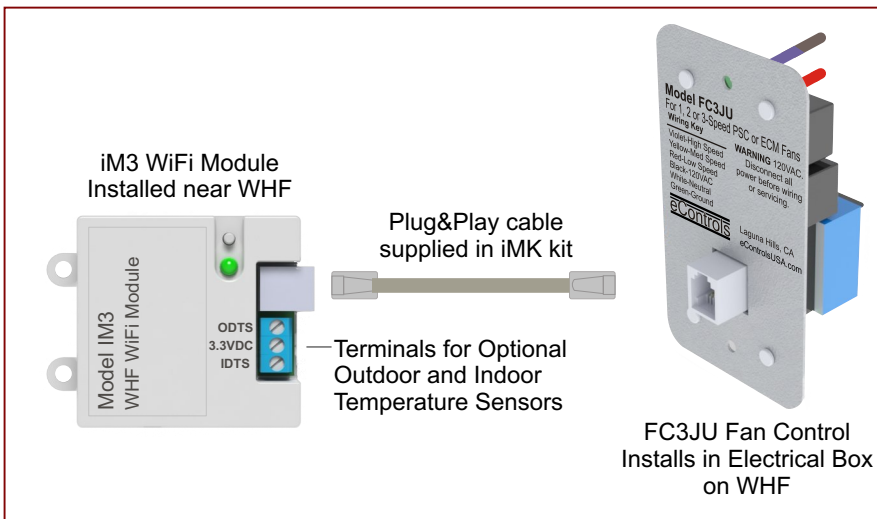


Press Up or Down to select the WHF speed.

## Setting an Outdoor Temperature Limit



Press Up or Down to change the outdoor temperature limit for WHF operation. *Displayed only if outdoor temperature sensor is installed.*



## Ordering Information

### iMKS Kit

Includes iM3 WiFi Module, FC3JU Fan Control for 1, 2 or 3-speed PSC or ECM motors, indoor and outdoor temperature sensors and Plug&Play Cable.

### IMAKS Kit Add-On Kit for WT3 Wall Timer

Includes iM3 WiFi Module, Indoor and Outdoor Temperature Sensors, Splitter and Plug&Play Cable.

## 5-Year Warranty

All products have a 5-year warranty, limited to the repair or replacement of the product due to defective material or workmanship.



26072 Merit Circle #110 / Laguna Hills, CA 92653  
949-916-0945 Fax 949-458-8502 www.eControlsUSA.com